

Before leaving out household garbage for collection, double check you have followed the sorting guidelines properly. Write your name on the garbage bag and leave it at the designated collection point by **8:00 a.m.** on the day of collection. This applies to all types of garbage.

***Do not leave garbage anywhere other than the designated collection points. Littering is strictly prohibited.**

Burnable garbage

Every of the week

Designated garbage bag

Kitchen waste

Make sure to drain excess water. Soak up oil with cloth or paper.



Paper waste

Receipts, carbon paper, soiled paper, etc.



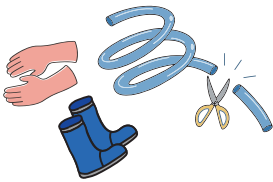
Textile waste

Stuffed animals, padded clothing, soiled clothes, underwear, etc.



Rubber items

Cut hose into pieces no longer than 1 meter.

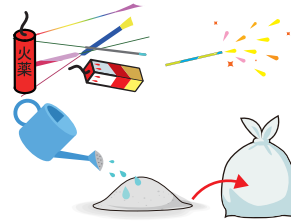


Green waste



Ash and spent fireworks

Moisten the ash with water.



Leather items

Remove any metal parts and dispose of them as non-burnable garbage.



***You may place all types of burnable garbage together in a single bag for collection. You can put out up to three bags per collection.**

Non-burnable garbage

Every of the week

Designated garbage bag



Ceramics and glass

Wrap broken glass, etc. in paper and place it in a bag.



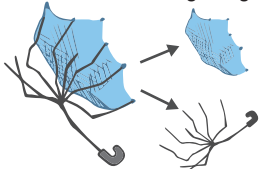
Small electrical appliances

Cut the cord at the base and place the cut cord in the same bag.



Non-recyclable metal items

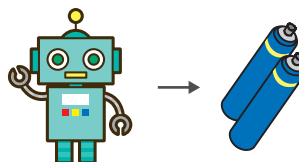
Remove the canopies from umbrellas and dispose of them as burnable garbage.



Use up lighters before throwing them away. When disposing of aerosol cans and similar items, empty them completely and then puncture them.



Remove batteries from toys, etc. Place mercury-free batteries in the same bag.



Do not dispose of portable power banks and similar items at collection points due to the risk of fire.



Ask at an electronics store or the Hitoyoshi Kuma Clean Plaza.

***You may place all types of non-burnable garbage together in a single bag for collection.**

Recyclable garbage (except plastics)

Every of the week

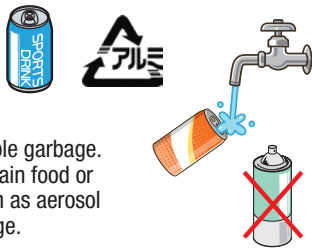
Bags you can use

Steel cans (for food and drink)



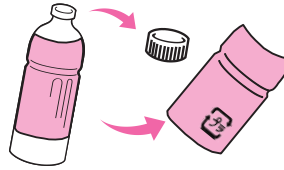
- Rinse out cans.
- Dispose of lids as non-burnable garbage.
- Dispose of cans that still contain food or cans for non-food items (such as aerosol cans) as non-burnable garbage.

Aluminum cans (for food and drink)



PET bottles (bottle only)

Rinse out bottles; dispose of caps and labels as plastic garbage.



Clear glass bottles (for food and drink)



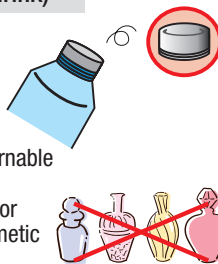
Brown glass bottles (for food and drink)



Other glass bottles (for food and drink)



- Rinse out bottles.
- Sort lids and dispose of them as non-burnable or other appropriate type of garbage.
- Dispose of bottles that still contain food or bottles for non-food items (such as cosmetic bottles) as non-burnable garbage.



Textiles

Dispose of heavily soiled clothes as burnable garbage. You don't need to remove zippers or buttons.



Metal items



Newspapers



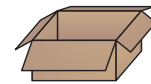
Magazines, etc.



Cartons



Cardboard



Paper containers and packaging



You can dispose of paper containers and packaging in paper bags with the 紙 (paper) symbol.



- *Separate items into different bags by type.
- *You may also tie paper items together by type with string.

Bags you can use



You can use any bag that meets these specifications.

Plastic garbage Every of the week

Plastic items that can be disposed of as recyclable garbage

Plastic packaging and containers with the ♻️ (plastic) symbol

Products made entirely of plastic, even if they don't have the ♻️ (plastic) symbol

*Items with all sides under 50 cm and which are not heavily soiled can be disposed of as plastic garbage.



Rinse the items well and put them all together in one bag.

Plastic items that cannot be disposed of as recyclable garbage

Heavily soiled items

Rinse out the inside of tubes as well.

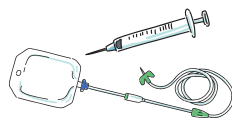


Items with sharp objects or which pose a fire hazard

Razors, portable power banks, etc.


Items used for home-based medical care

Syringes, IV equipment, etc.



Items with non-plastic components attached

Items containing rubber, metal, batteries, electrical wiring, etc.



Items larger than 50 cm in size

Uncut tape or sheet-like items longer than 50 cm.



Hazardous waste

Take hazardous waste to your local hazardous waste collection site.



Oversized garbage



Items that do not fit in the designated bags are considered oversized garbage. Hitooyoshi City does not collect these items.

You can also check the rules for disposing of garbage in the Guide to Garbage Disposal Rules, or on Hitooyoshi City's website and official LINE account.

▶ Hitooyoshi City Website



▶ Hitooyoshi City Official LINE Account

